

StoneKAST

Luxury Stone Baths

Petite Bath

Size: 1570 x 670 mm

Weight: 146 kg

Capacity: 260 litres

All **StoneKAST** baths are carefully inspected prior to leaving our factory, upon delivery please check that the bath has not been damaged in transportation prior to signing the delivery note.

The **StoneKAST Petite** Bath weighs 146kg so please ensure you have enough people on site to lift the bath safely into position.

Always use proper lifting techniques, if you are unable to lift the bath safely we would recommend that you use a specialist lifting company, details can be provided.

Any installation should be carried out by a professional with knowledge of statutory plumbing requirements in your country.

We would recommend that a flexible hose is used to connect domestic waste to trap to allow easy access if ever required.

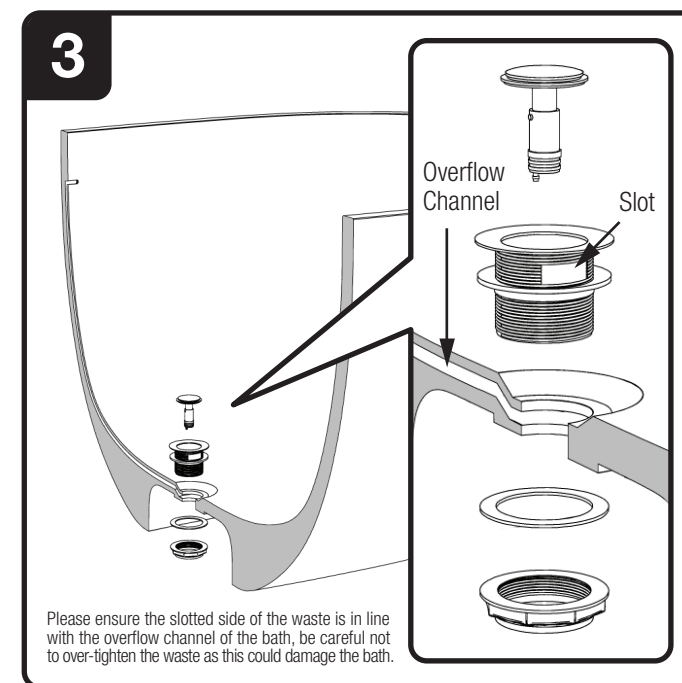
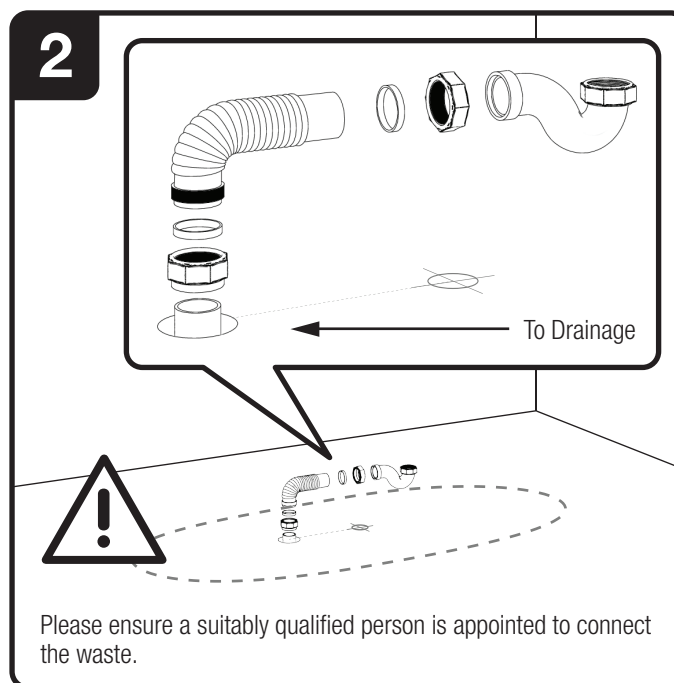
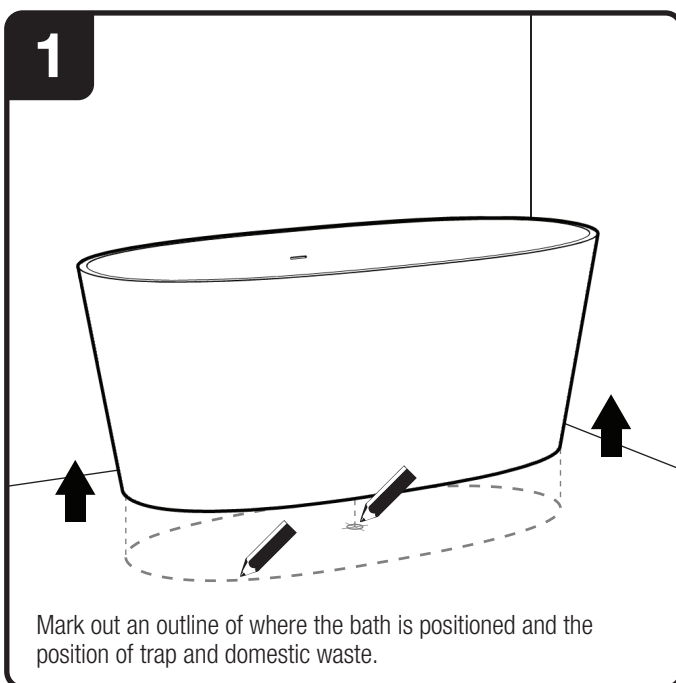
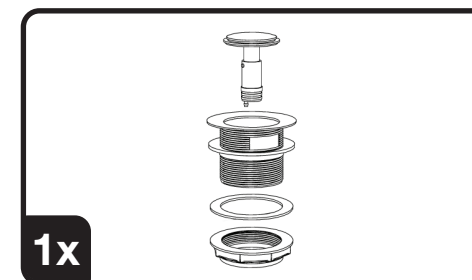
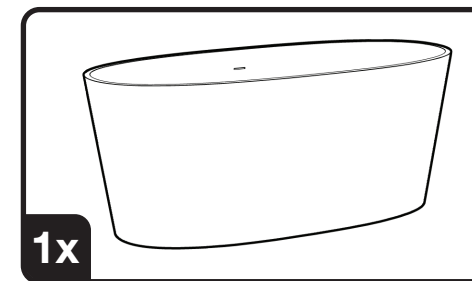
Everyday Cleaning:

We recommend a non-abrasive bathroom or kitchen household cleaner. Should you need to clean the bath with an abrasive cleaner, as may be required from time to time, we would recommend a cream cleaner such as Cif to be used in conjunction with a NON-abrasive cloth/pad.

Repairing a scratch:

If any scratches occur during installation these can be removed by rubbing with 1,500+ grit waterproof abrasive paper and water, then cleaning. Deeper scratches or chips may require a repair technician to be called out.

Parts Supplied:

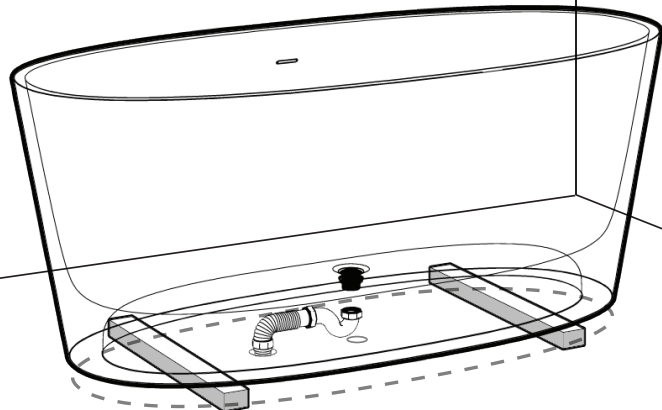


StoneKAST

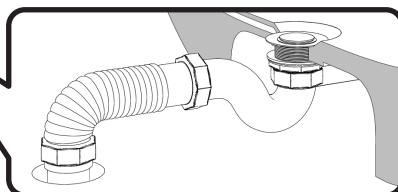
Luxury Stone Baths

2 of 2

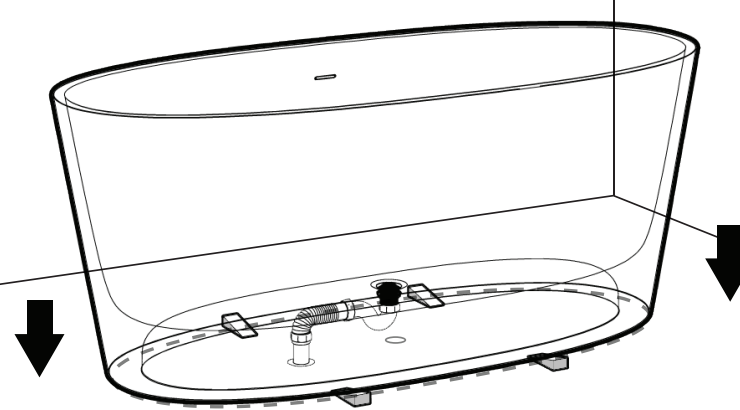
4



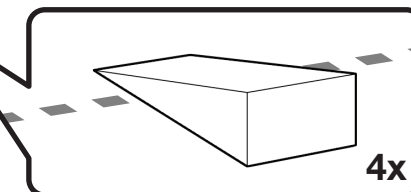
Raise the bath from the floor using two equal blocks of wood, connect waste and check for any leaks.



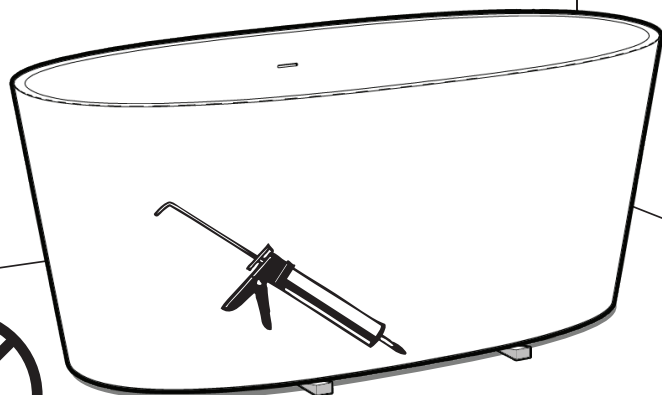
5



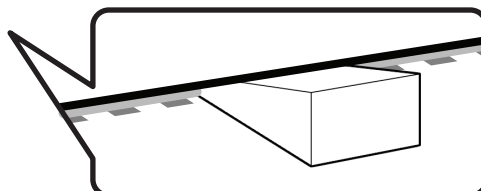
Remove the blocks of wood and place four wedges evenly underneath the bath to raise it slightly from the floor.



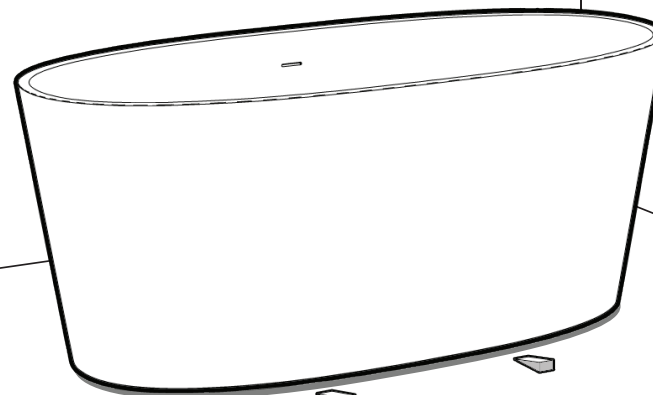
6



Seal around the base of the bath using waterproof sealant such as silicone and leave for 24h to set.



7



Remove the wedges to complete the installation.

